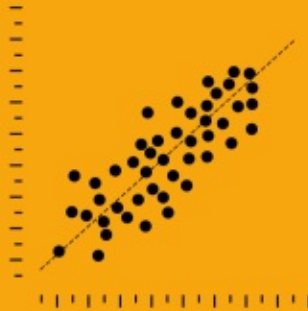
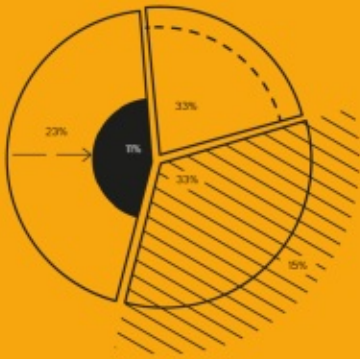


Fact file

UNIVERSIDADE FEDERAL DO ESPÍRITO SANTO



WELCOME!

The 2023 QS Latin America University Rankings will be published on topuniversities.com on 22ND SEPTEMBER, 10:00 GMT.

This file provides the detailed results for your institution and the data that has been used to calculate the ranks and scores.

It should also provide you with useful information for any media communication you might need to prepare prior to launch.

Universidade Federal do
Espírito Santo
Established in 1954

BRAZIL

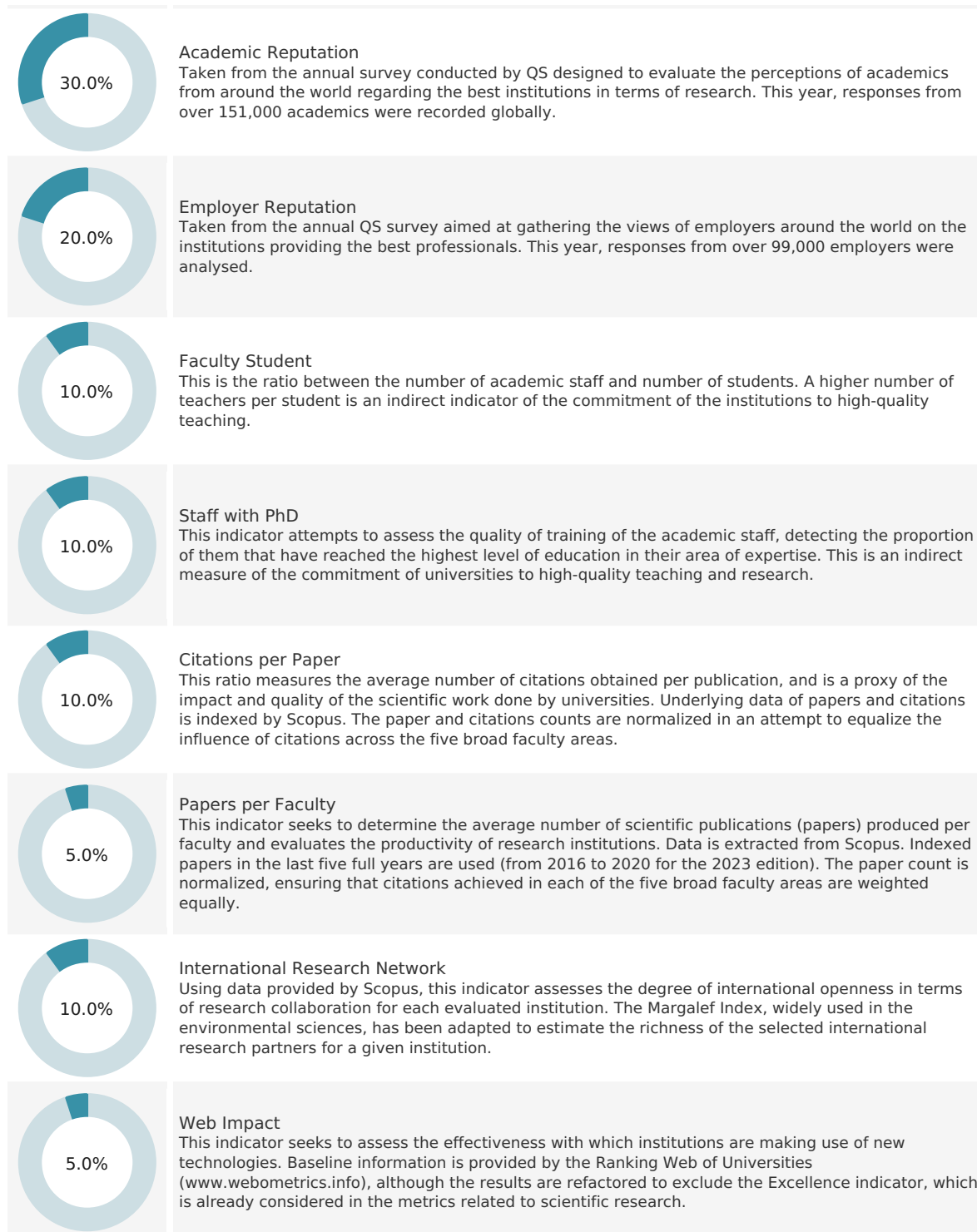
INSTITUTION CLASSIFICATION

QS Classifications make it easier to quickly identify and compare institutions with similar characteristics. To find out more about how the classifications are compiled please visit <https://support.qs.com/hc/en-gb/articles/360021876820-QS-Institution-Classifications>

SIZE	Very Large	Large	Medium	Small
STATUS	Public	Private	Private - Not for Profit	
RESEARCH INTENSITY	Very High	High	Moderate	Low
SUBJECT AREA FOCUS	Comprehensive+	Comprehensive	Focused	Specialist

METHODOLOGY: INDICATORS & WEIGHTINGS

The QS Latin America University Rankings have been published since 2011. The method retains key indicators of the global ranking, such as Academic Reputation, Employer Reputation, and Faculty to Student Ratio, but also considers a set of performance metrics carefully tailored for the region.



Meet relevant, high-intent students at QS events

QS events help your institution build brand awareness and strengthen your student recruitment pipeline.

QS Fair

Network with motivated candidates, alumni, global institutions and higher education thought leaders whilst promoting your programmes, driving enrolment and building your reputation in local markets.

QS Connect

Make genuine, personal connections over meetings with high-intent, pre-approved candidates who meet your admissions criteria.

- ✓ Flexible: online and in-person events available
- ✓ Wide-reaching: local and international events across the world
- ✓ Tailored: choose only the events that suit your resources, travel time and budget

What do our student attendees think?

"Beyond helpful and informative... I highly recommend!"

— Spring 2022 student event attendee

"QS is doing a wonderful job by directly connecting applicants with universities."

— Spring 2022 student event attendee

78%

got in touch with at least two schools after our event

69%

found our event helped them make a study decision

78%

intend to apply to more than two universities they met

77%

met universities they weren't familiar with

QS Spring 2022 Post-Events Survey

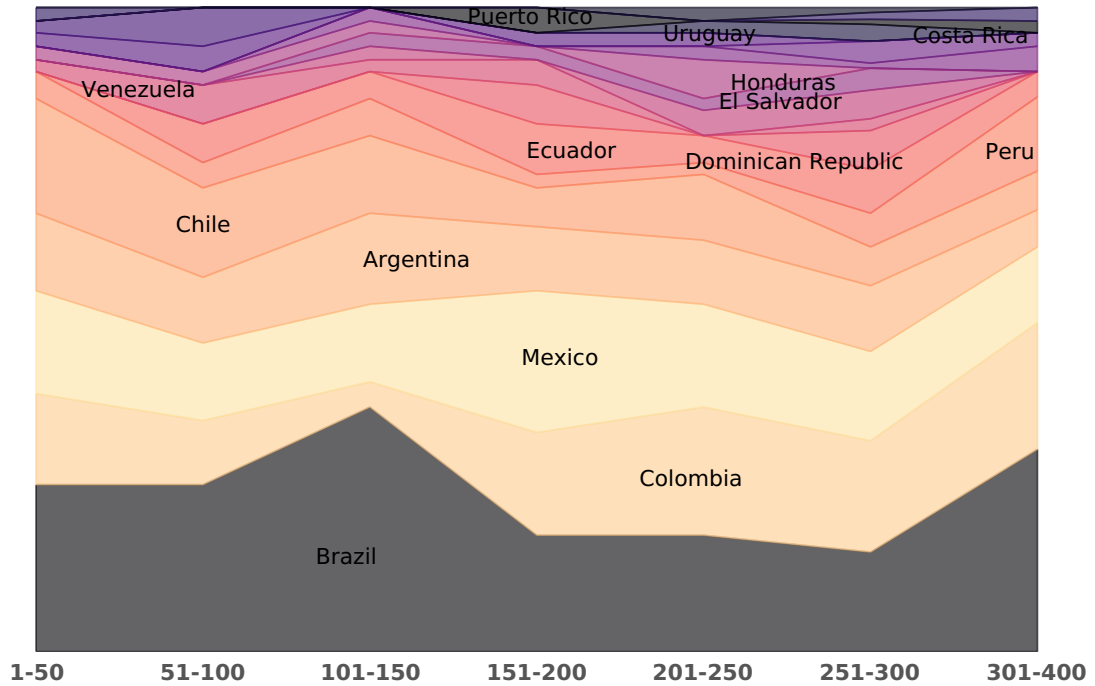
To arrange a free consultation with a member of our team, head to [QS.com/contact](https://www.qs.com/contact)

QS

EDITION SUMMARY

2023 EDITION

This graph shows the proportions of institutions in different locations represented among the higher, middle and lower ends of the ranks



428
PUBLISHED
INSTITUTIONS

12
NEW
ENTRANTS

UNIVERSIDADE FEDERAL DO ESPÍRITO SANTO

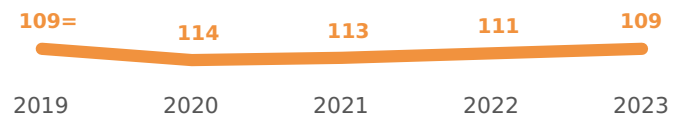
OVERALL RANK

109

OVERALL, THE INSTITUTION IMPROVED ON ITS 2022 PERFORMANCE BY 2 PLACES.

RANKINGS TREND

Since 2018, Universidade Federal do Espírito Santo gained 9 places. Over the 6 considered years, the institution moved up 4 times and fell once.

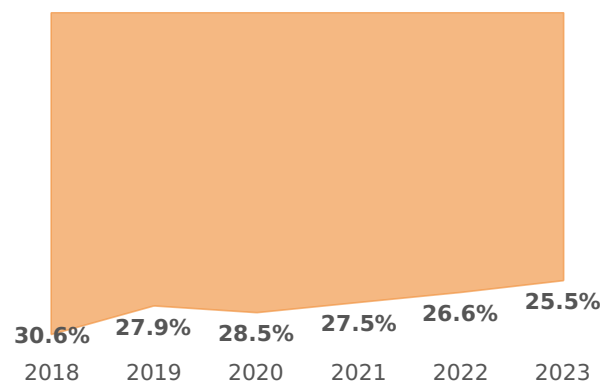


TOP 26%

In the 2023 edition, Universidade Federal do Espírito Santo performed among the top 26% in the QS Latin America University Rankings.

PERCENTILE EVOLUTION

QS World University Rankings : LATAM





Your reputation partner

We can empower your strategy thanks to our global community of 250,000 academics and employers in over 150 countries, resulting in over 2.7 million data points.

A good reputation is vital to maximise the impact of your institution – whether your ambitions are local or global.

With the right strategy in place, you'll build your reputation among prospective students, researchers, policy makers, funding bodies and industry partners.

Work with us to build a data-driven approach using our analytics, ratings framework, SaaS solutions and advice from our expert consultants. You'll benefit from the knowledge we've gained from over 30 years working in the higher education sector.

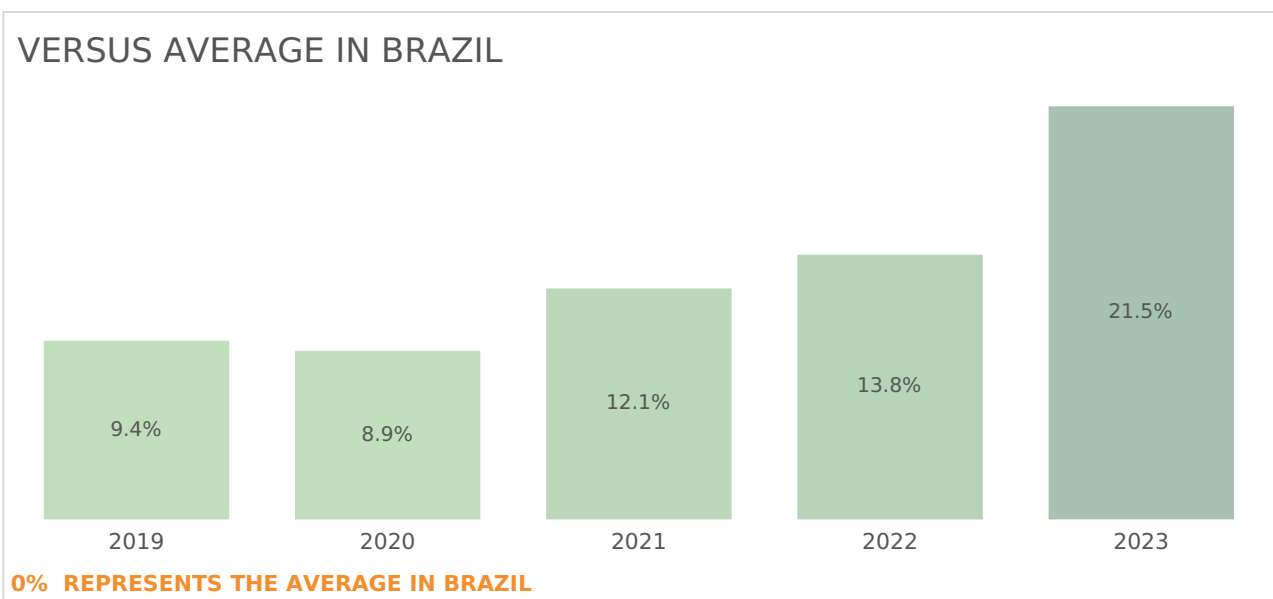
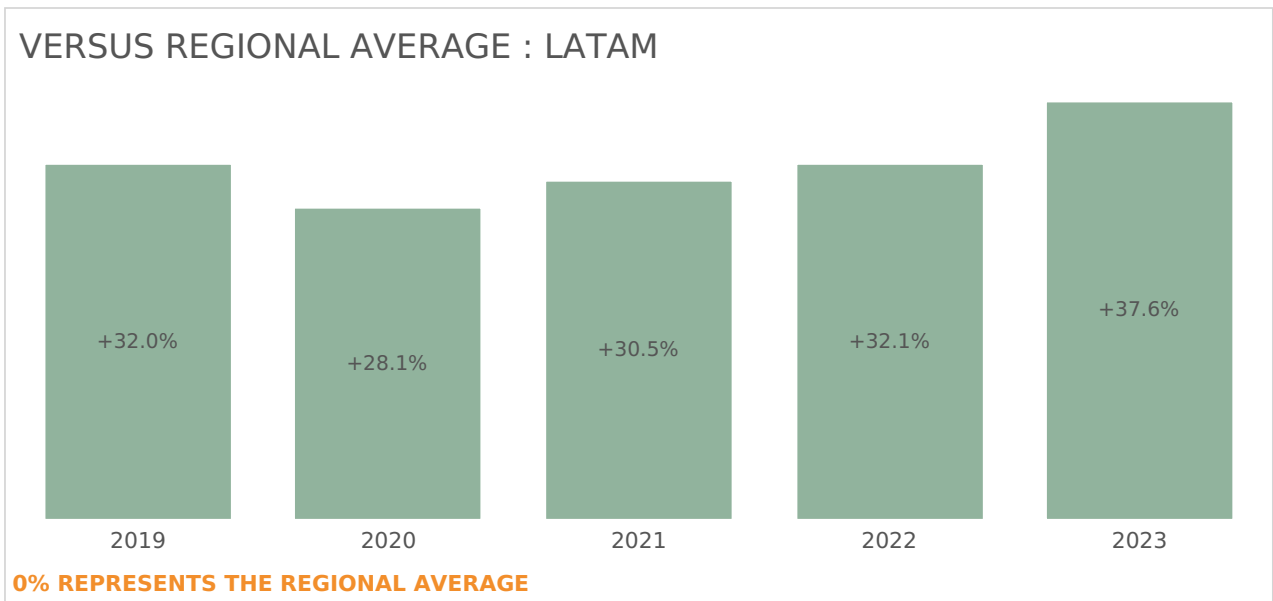
Whatever your strategic ambitions, QS can help you to establish and achieve your goals.

To arrange a free consultation with a member of our team,
head to [QS.com/contact](https://www.qs.com/contact)



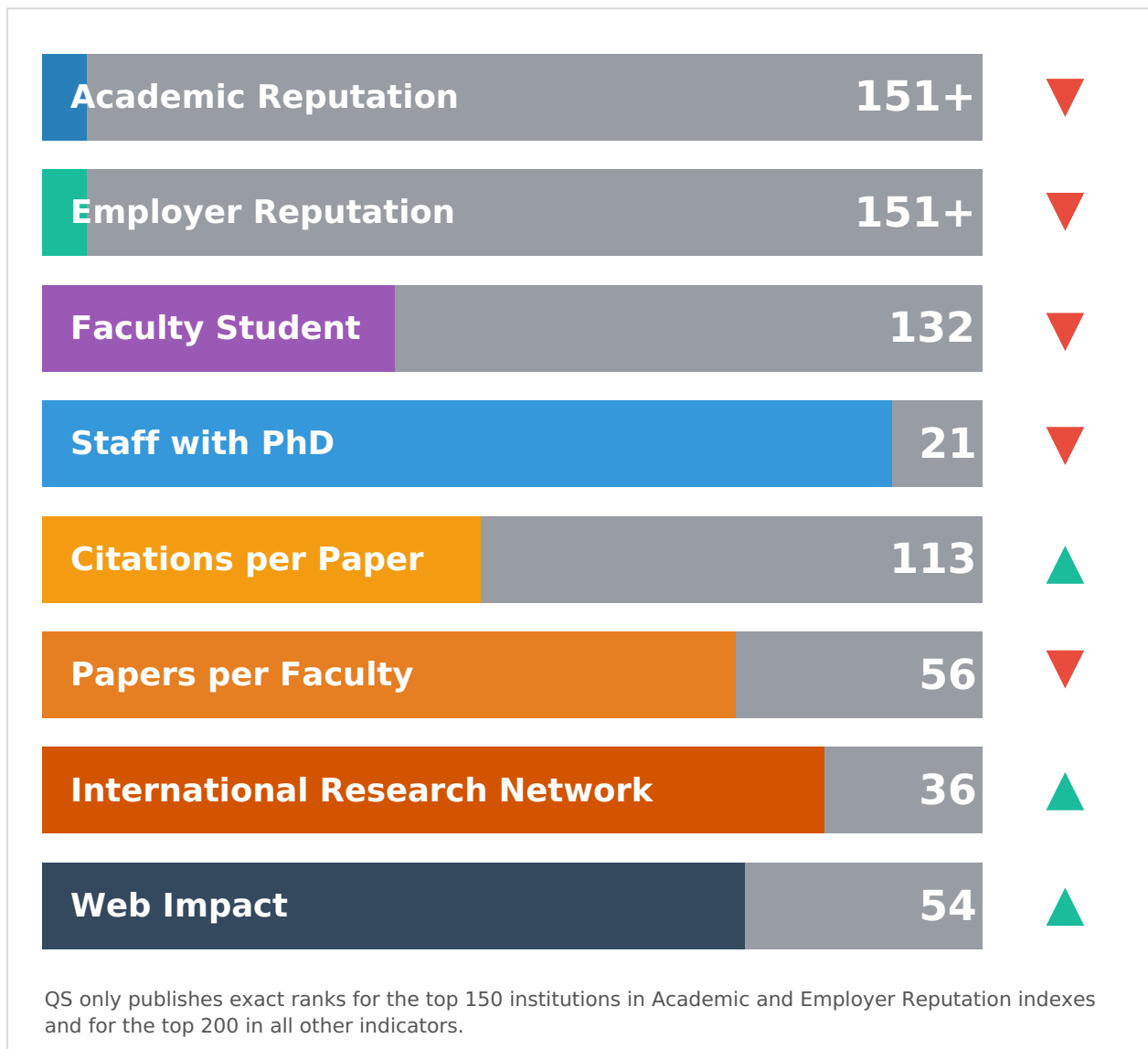
DIFFERENCE VS AVERAGES: LATAM OVERALL SCORE

The charts below compare the institution's overall score against the global and domestic averages. A performance above 0% indicates a better result than the mean, while a performance below 0% signals a weaker stand.



RANKS BY INDICATOR: LATAM

2023 EDITION



At 21 regionally, the Staff with PhD indicator is the strongest one for Universidade Federal do Espírito Santo.



QS MoveIN: Reputation Management

Build your reputation through greater insight and targeted engagement

Effectively manage your global academic and employer contacts and communications using our SaaS-based reputation management solution.

Tailor your strategy

- Get a clear overview of the academic and employer contacts held across your institution.
- See who consented to take part in QS surveys so you can select the ideal contacts to submit to the QS HUB.
- Have the unique ability to compare the number of contacts you have within each subject and industry with nominations received in QS surveys.

Manage your contact list

- Easily gather contacts from across your institution.
- Keep track of and update contacts in one place.
- Automate QS survey consent requests.
- Share contacts with QS HUB in the correct format.

Build your reputation

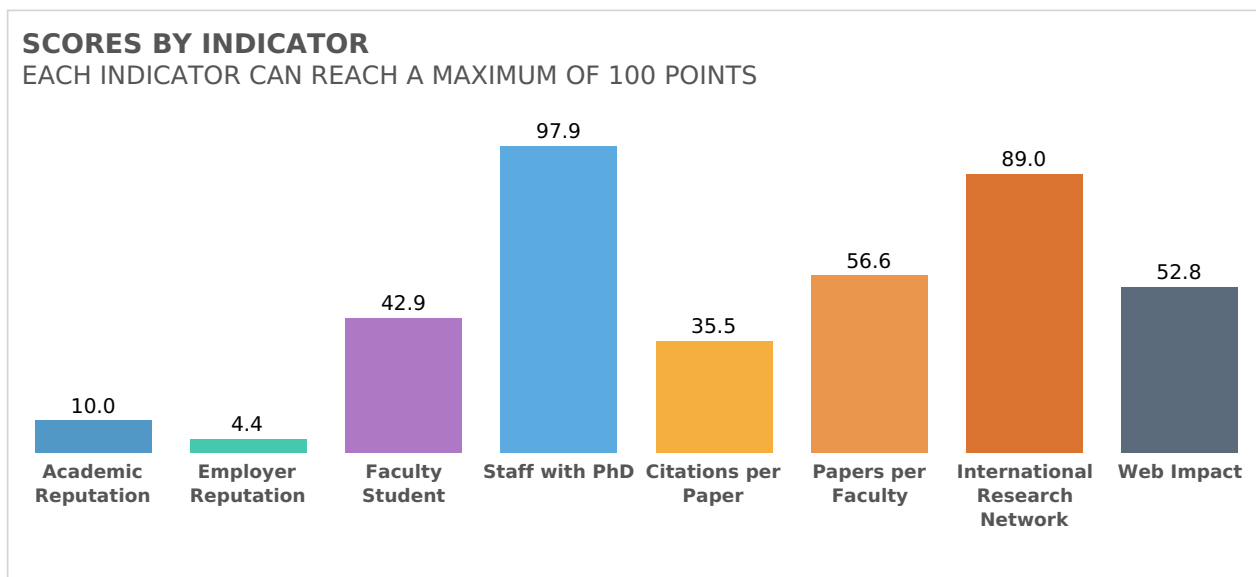
- Create and send targeted communications.
- Automate your engagement campaigns.
- Align your emails and newsletters with your brand.



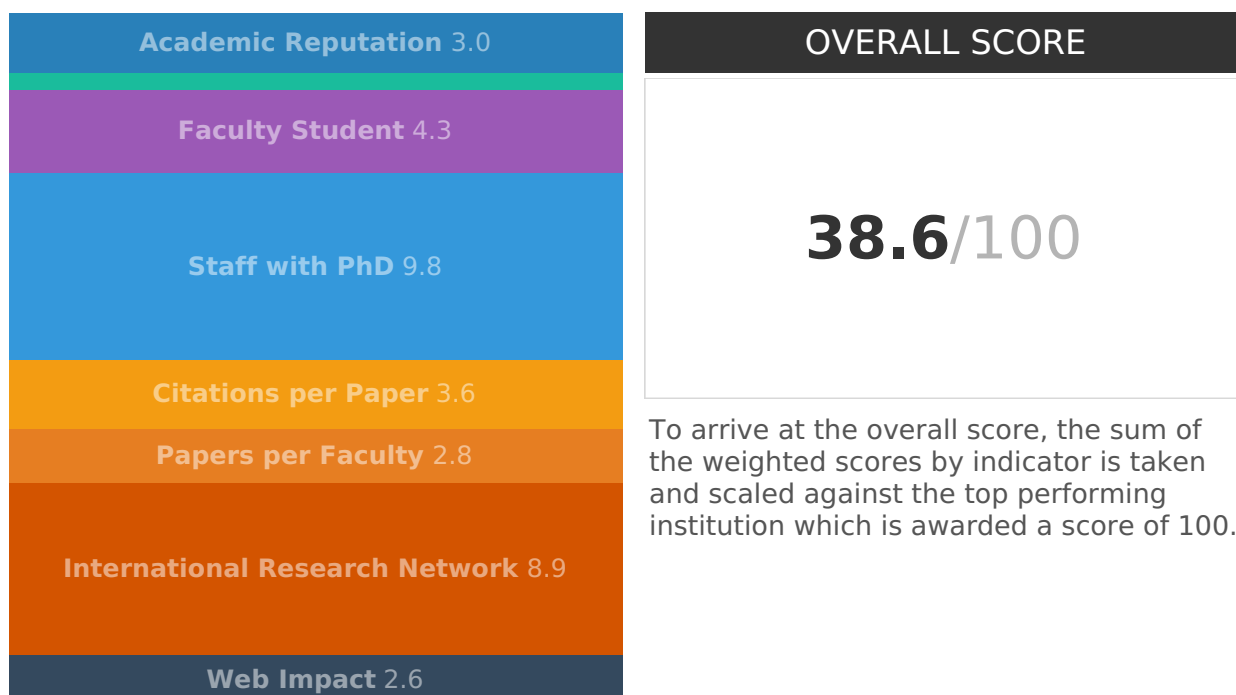
To arrange a free consultation with a member of our team,
head to [QS.com/contact](https://www.qs.com/contact)



SCORES BY INDICATOR: LATAM 2023 EDITION



WEIGHTED SCORES BY INDICATOR

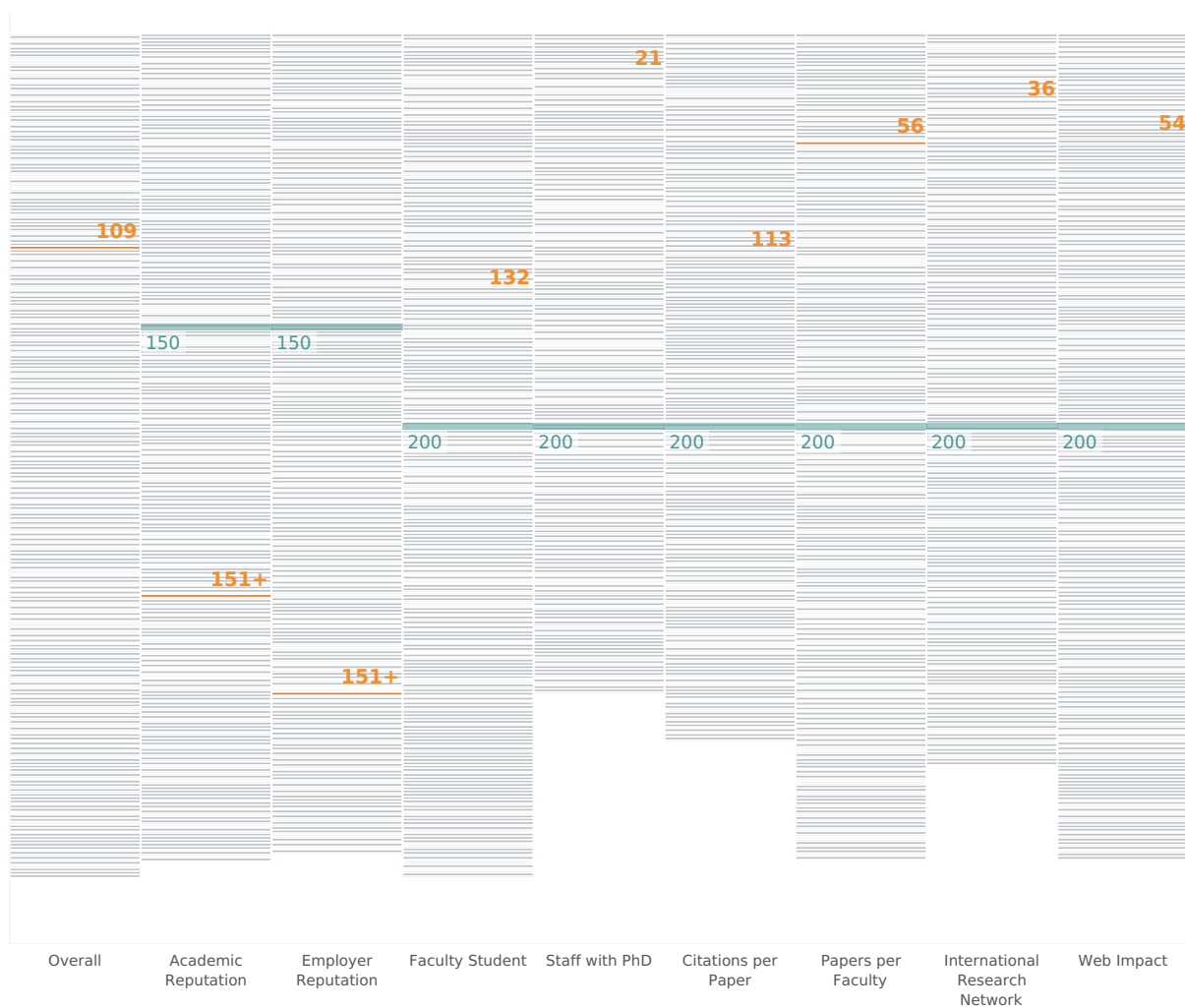


REGIONAL COMPARISON : LATAM

2023 EDITION

Institutions in Brazil : 98 Ranked | 97 Published
 13 of them achieved a top 50 regional rank overall.

PERFORMANCE WITHIN INSTITUTIONS IN QS LATAM RANKINGS



TOP REGIONAL RANK OF INSTITUTIONS FROM BRAZIL

Overall	Academic Reputation	Employer Reputation	Faculty Student	Staff with PhD	Citations per Paper	Papers per Faculty	International Research Network	Web Impact
2	3	9	4	1	6	1	1	1



Reputation strategy without the guesswork with QS Analytics

Use our data-rich platform to inform your decisions with clear performance benchmarks.

Join 210 institutions across 40 countries using over 430 trackers

- Track and benchmark your institution's performance against your peers.
- Identify gaps so you can improve your partnership, engagement, communication and marketing strategies.

Data sources

- QS Global Academic Survey and QS Global Employer Survey
- QS Rankings
- QS International Student Survey
- TopUniversities.com
- Google Analytics
- UNESCO and the United States Census Bureau

Choose from our Analytics Portfolio of trackers to personalise your package and get the data that will inform your strategic decisions

Academic Reputation Tracker: See how your institution is perceived by the academic community to promote partnerships and research credibility.

Rankings Tracker: Track your own and your peers' performance both within rankings and beyond to inform your reputation and performance strategy.

Employer Reputation Tracker: Understand your perception amongst industry leaders to build better employer networks and graduate employment outcomes.

Subject Rankings Tracker: Track your own and your peers' ranking performance to understand the impact and influence of your institution in specific subject areas.

Student Insights Tracker: Learn what today's prospective students want in order to drive your recruitment efforts.

Turn your team into data experts with QS. Interpret global data relevant to your institution with our easy-to-use platform.

To arrange a free consultation with a member of our team,
head to [QS.com/contact](https://www.qs.com/contact)

UNDERLYING DATA

This is the underlying data used for the rankings calculations. You will have verified this data during our underlying data check stage. Variations may be expected as a result of validation by our team. If you have further queries please submit a ticket at <https://support.qs.com>

For all papers and citations numbers on this page, we do not count certain affiliations (such as overseas campuses) and apply our usual paper-type and affiliation-cap exclusions (<https://support.qs.com/hc/en-gb/articles/360019107580>).

A technical explanation of the citations normalization process can be accessed here: <https://support.qs.com/hc/en-gb/articles/360021456540-Faculty-Area-Normalization>

VERIFIED DATA

Students	25,109
Faculty	1,890
Staff with PhD	1,584
Citations (Normalized)	30,934
Citations (Excluding Self-Citations)	31,169
Citations (Including Self-Citations)	49,889
Papers (Normalized)	5,782
Papers	6,227

Bibliometric data

Powered by **Scopus**

Students and faculty figures above are full-time equivalent (FTE). In those cases where only the headcounts were available, the FTE was calculated by applying a ratio based on country or regional average. When breakdown by undergraduate and postgraduate was available we used the sum total.

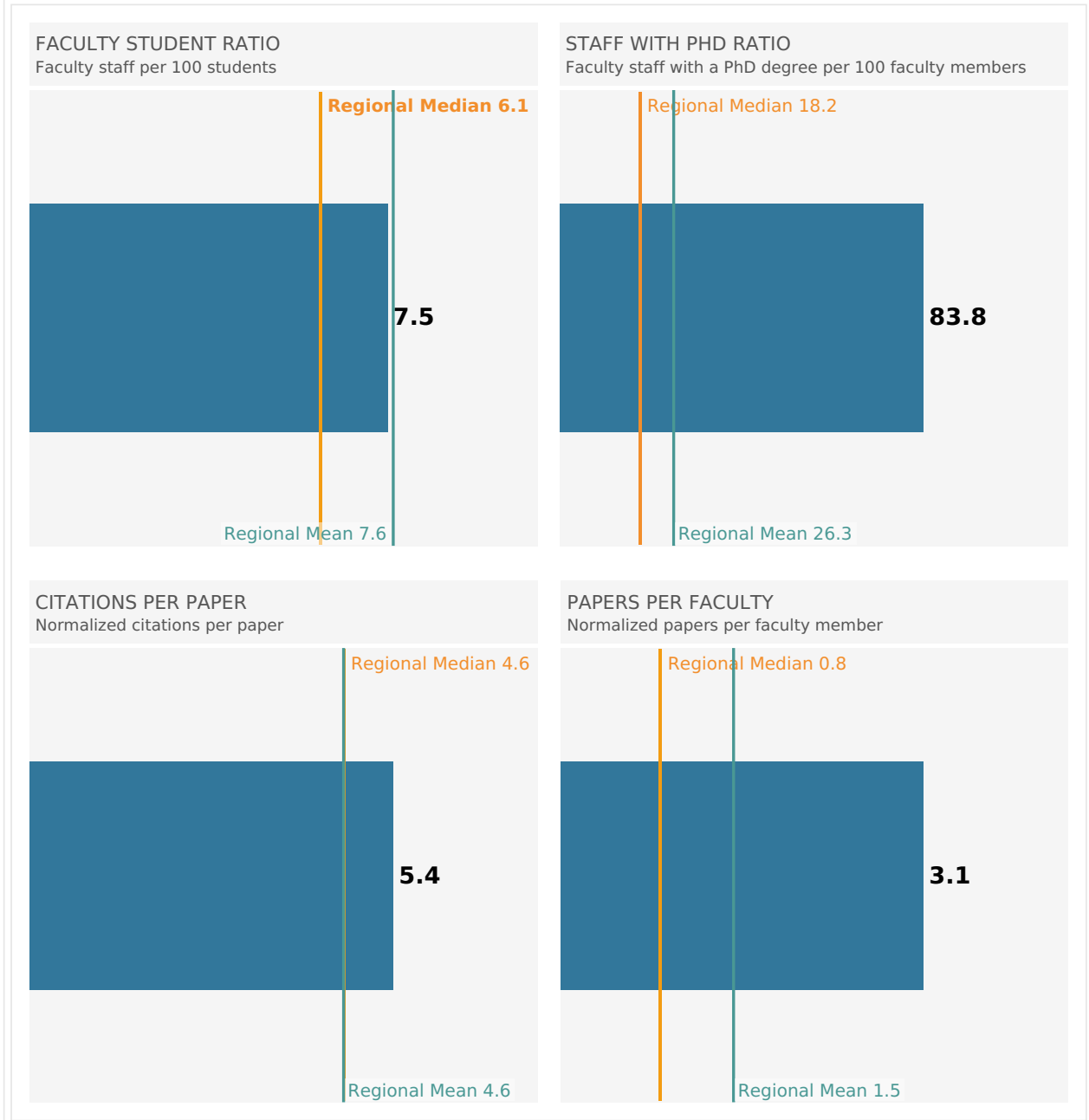
Scopus numbers extracted in February 2022 – variation in live database is to be expected.

Papers period: 2016-2020.

Citations period: 2016-2021

UNDERLYING RATIOS

The following charts present the ratios utilized for rankings calculations for your institution, compared against the **Regional (LATAM) Median** and **Mean** results.



QS Conferences 2022/2023

Mark your calendar and start planning for these events



QS Higher Ed Summit: Americas
22-23 Sep 2022 | 5-7 Sep 2023
Universidade Vila Velha, Brazil |
Punta Cana, Dominican Republic
qshesummits.com/americas



QS Higher Ed Summit: Asia Pacific
8-10 Nov 2022 | 7-9 Nov 2023
Universitas Indonesia, Indonesia |
Kuala Lumpur, Malaysia
qshesummits.com/asia-pacific



**Reimagine Education
Conference & Awards**
5-8 Dec 2022 | 4-8 Dec 2023
Cairo, Egypt & Pennsylvania, USA |
Dubai, UAE & Barcelona, Spain
reimagine-education.com



QS Higher Ed Summit: India
19-21 Feb 2023 | Goa, India
qsindiasummit.com



**QS Higher Ed Summit:
Middle East & Africa**
12-14 Mar 2023 | Kuwait
qshesummits.com/middle-east-and-africa



EduData Summit
23-26 May 2023 | USA
edudatasummit.com



QS Higher Ed Summit: Europe
27-30 Jun 2023 | Dublin, Ireland
qshesummits.com/europe

For more information on joining,
exhibiting or sponsoring our
conferences, please reach out to
event.ops@qs.com

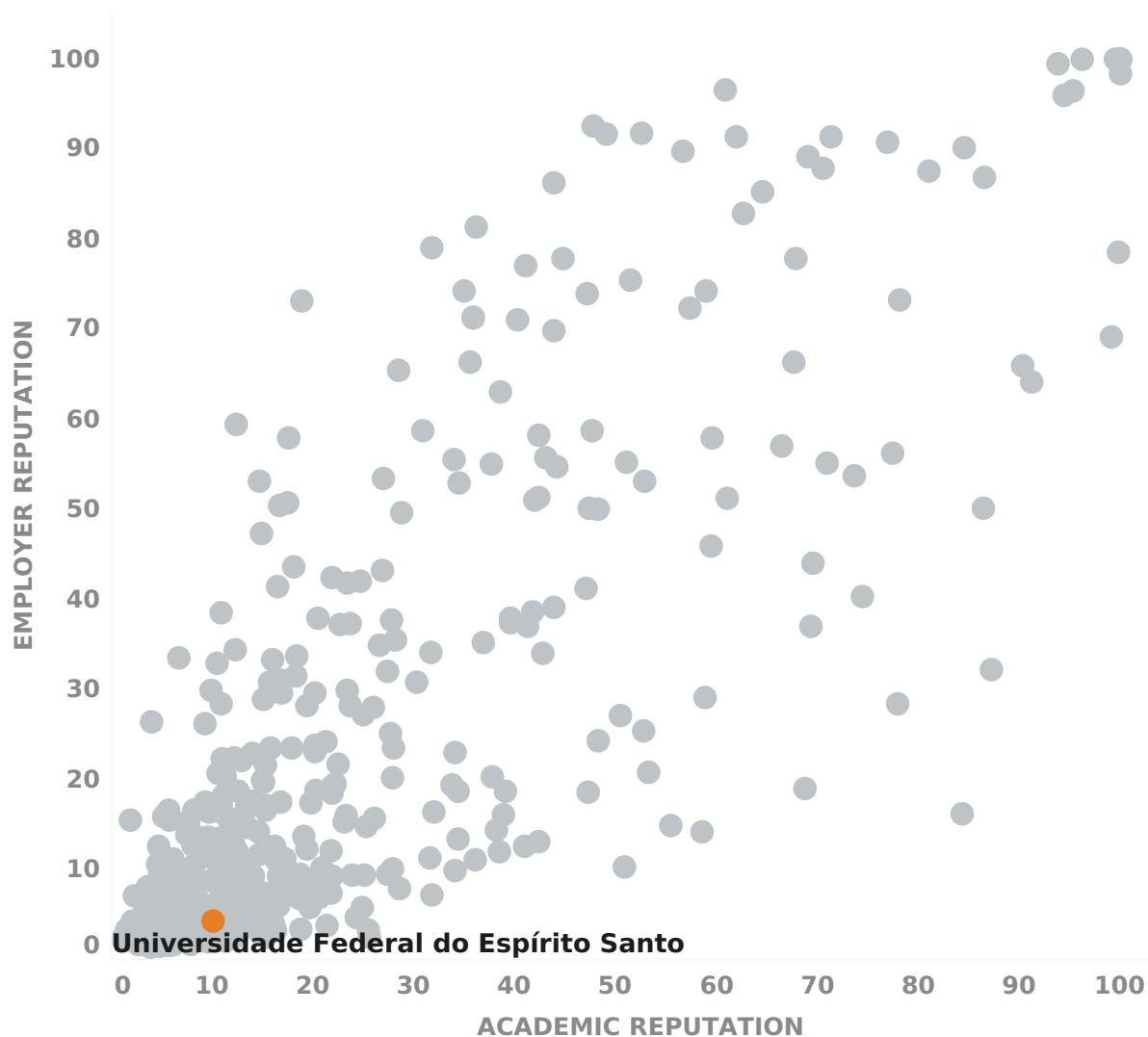


REPUTATION PERFORMANCE : LATAM

ACADEMIC AND EMPLOYER REPUTATION SCORES

The chart below displays the institution's performance in the Academic and Employer Reputation indicators in the regional context.

The closer an institution is to the top-right section of the chart, the more reputed it is among academics and employers.

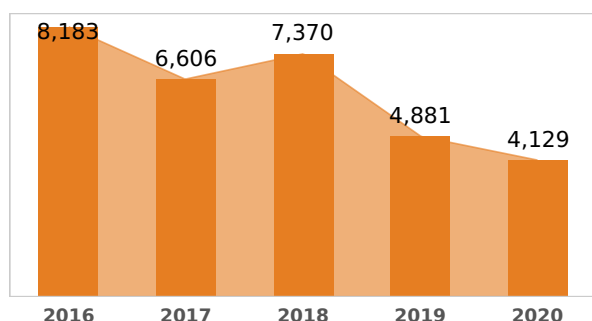


RESEARCH OUTPUT BY SUBJECT AREA

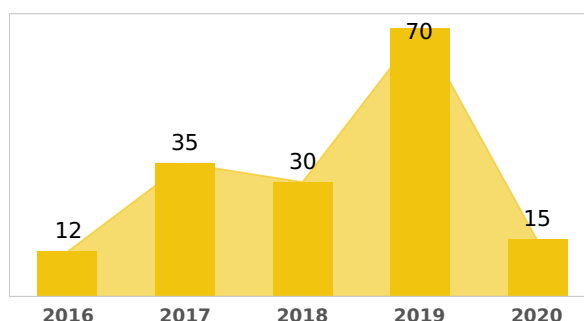
CITATIONS (EXCLUDING SELF-CITATIONS)

The following charts depict the evolution of the number of citations (excluding self-citations) considered for the 2023 edition of the rankings. Since 2018's edition, we have extended the citation window to six years (2016-2021). It should be noted that we still consider papers published in a five year period (2016-2020).

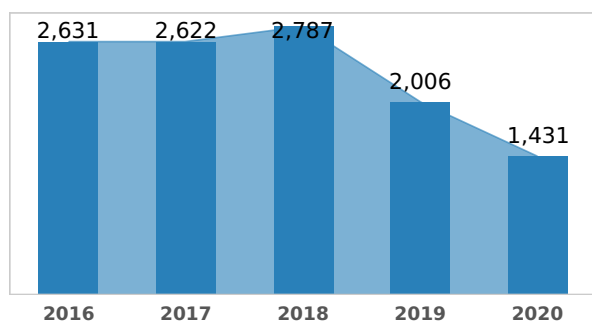
Overall



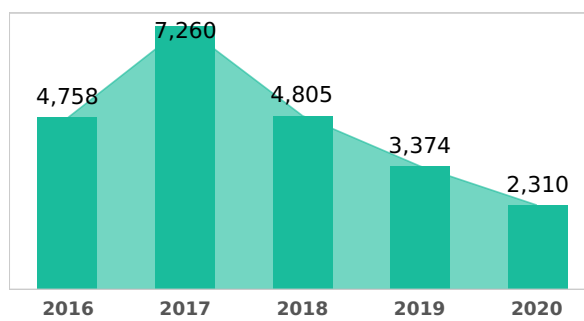
Arts & Humanities



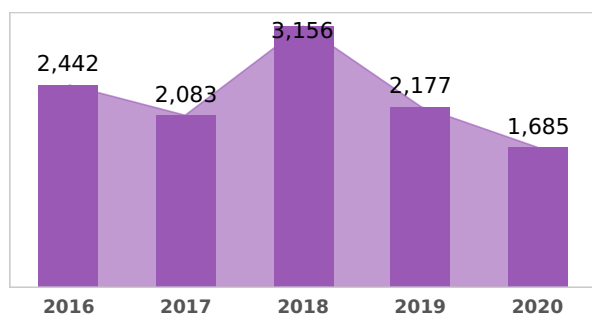
Engineering & Technology



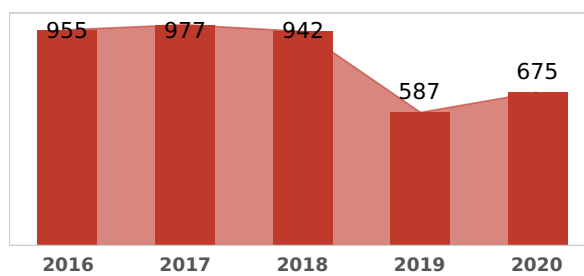
Life Sciences & Medicine



Natural Sciences



Social Sciences & Management

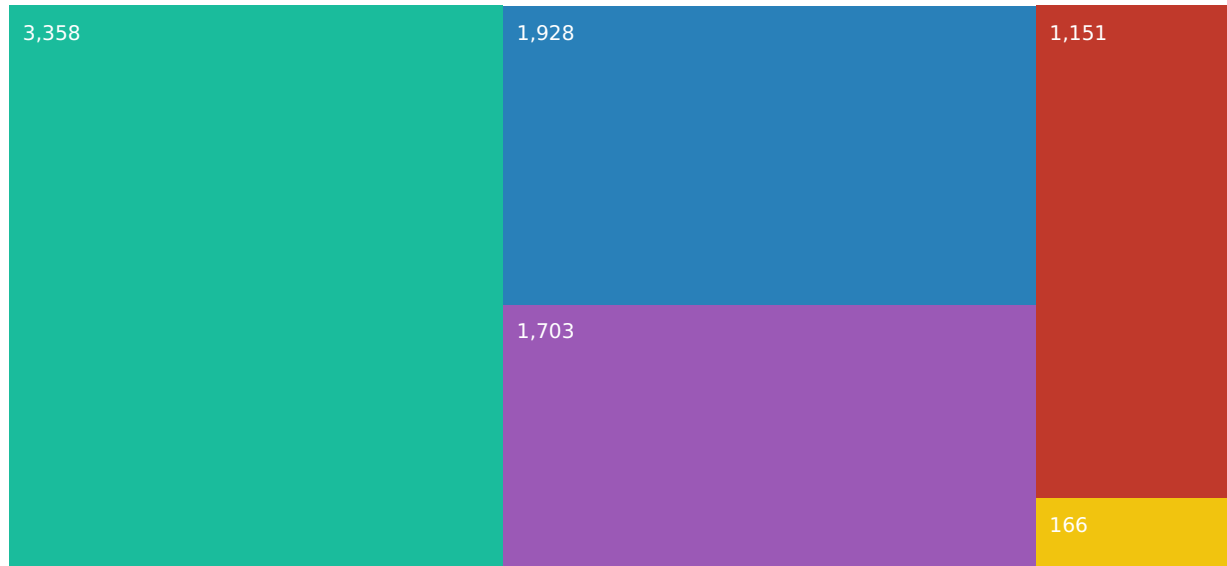


RESEARCH OUTPUT

PAPERS AND CITATIONS BY SUBJECT AREA

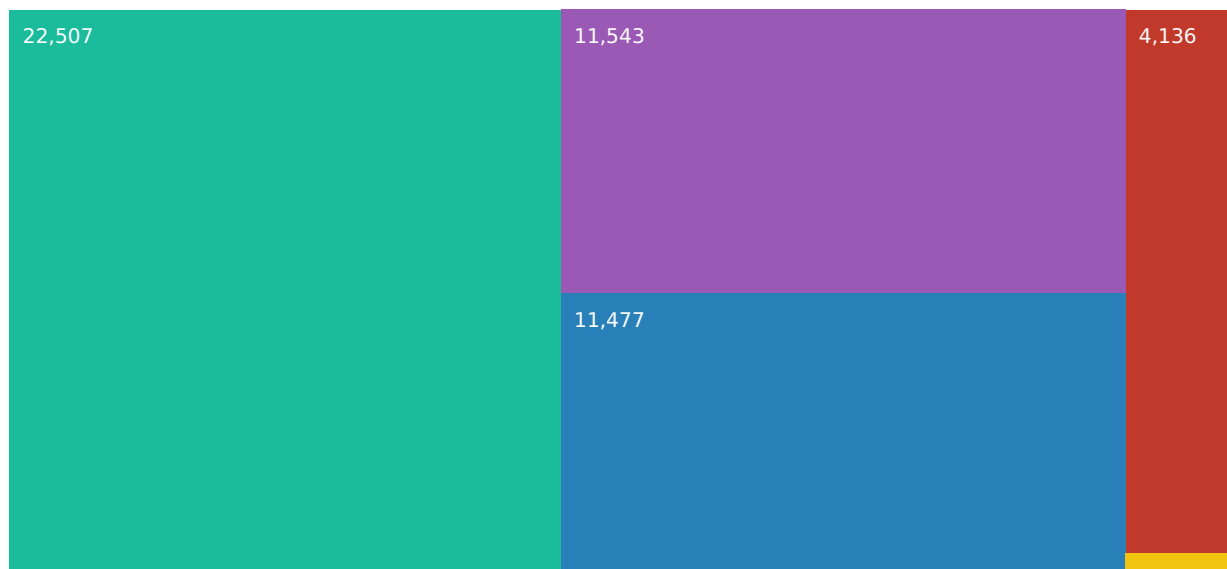
PAPERS

Indexed in Scopus in the 2016-2020 period



CITATIONS (EXCLUDING SELF-CITATIONS)

For the above papers in the 2016-2021 period



<https://support.qs.com>